

Extended Table Rate Shipping - Magento 2

- [Installing Extended Table Rate Shipping](#)
- [Introducing Extended Table Rate Shipping](#)
 - [Extension Logic](#)
- [Backend Configuration](#)
 - [Extension Settings](#)
 - [Support](#)
- [Need Customization?](#)



Firefox user notice:

Please use different web browser to view this document.

Sorry for the inconvenience.

Magento 2 Extended Table Rate Shipping brings shipping management in your store to the next level by giving you the possibility to add an unlimited carrier number to single shipping methods.

Compatibility: Magento Open Source 2.2.X, Magento Commerce 2.2.X

[Product Page](#)

Thank you for choosing Aheadworks!

Installing Extended Table Rate Shipping

1. Unpack the zip file provided in the root folder of your Magento 2 installation.

2. From the command prompt, run the following:
`bin/magento module:enable Neklo_Core`
`bin/magento module:enable Neklo_XTableRate`
`bin/magento setup:upgrade`
`bin/magento setup:static-content:deploy`

Introducing Extended Table Rate Shipping

Convenient shipping policy has always been the point that influences buying decisions the most, so any issue with it might negatively impact user

experience.

In the standard Magento 2 installation, there are restrictions for creating multiple carriers within a shipping method. The Magento 2 Extended Table Rate Shipping extension solves this issue.

Extension Logic

With the Magento 2 Extended Table Rate Shipping module, you can set an unlimited number of carriers within a method. Thus, your customers will have a wider choice, which will increase the chances of their successful purchase.

Moreover, the module calculates all shipping costs automatically according to the set details. This makes the extension easy and convenient to use.

Backend Configuration

Extension Settings

To set the shipping methods, log in the Admin panel and go to Stores > Settings > Configuration > Sales > Shipping Methods > Table Rates.

There, you need to configure the following options:

Enabled turns Table Rates on/off.


Title, Method Name, and Free Shipping Method Name are the titles of the corresponded issues.

Condition means the condition under which the shipping methods are displayed:

- Weight vs. Destination - the delivery options are displayed according to the weight of the package;
- Price vs. Destination - the price the prevailing factor in shipping method presentation;
- # of Items vs. Destinations - the delivery display depends on the number of items in the user's cart.











With Export, you can extract the present CSV file (if any).

The Import feature imports the CSV file with all the rules and shipping methods.



Configuration

Save Config

-  DASHBOARD
-  SALES
-  CATALOG
-  CUSTOMERS
-  MARKETING
-  CONTENT
-  REPORTS
-  STORES
-  SYSTEM
-  FIND PARTNERS & EXTENSIONS

GENERAL
▼

NEKLO
▼

CATALOG
▼

CUSTOMERS
▼

SALES
▲

- Sales
- Sales Emails
- PDF Print-outs
- Tax
- Checkout
- Shipping Settings
- Multishipping Settings
- Shipping Methods

Flat Rate ⌵

Free Shipping ⌵

Table Rates ⌵

Enabled [website] Use Default

Title [store view] Use Default

Method Name [store view] Use Default

Free Shipping Method Name [store view] Use Default

Condition [website] Use Default


Include Virtual Products in Price Calculation [website] Use Default

Export [website]

Import [website] File not selected

Calculate Handling Fee [website] Use Default

Handling Fee [website] Use Default

 Before importing, you need to choose the desired Condition and the save the configuration. Don't forget to choose your website in Store View. If you set Free Shipping in Price Rules, then the 'Free Shipping' method will be shown when all the conditions are fulfilled.

Support

Thank you for using this extension. You will find more our great solutions for Magento here: store.neklo.com.

[Product Page](#)

Need Customization?

Need additional functionality
or futher customization of your products?

Request a free quote

You can always find the latest version of the software, full documentation, demos, screenshots, and reviews on <http://ecommerce.aheadworks.com>

License agreement: <https://ecommerce.aheadworks.com/end-user-license-agreement/>
Contact Us: <http://ecommerce.aheadworks.com/contacts/>

